

300498

2017-80



2017

2017 08

(

)

1

1

;2

;3

;4

;5

;

6

;7

;8

;9

;10

,


.....	2
.....	5
.....	8
.....	19
.....	37
.....	58
.....	63
.....	64
.....	66
.....	70
.....	206



			300498
	GUANGDONG WENS FOODSTUFF GROUP CO., LTD.		

--	--	--	--	--	--

2016 06

	27,512,097,994.15	30,460,892,904.63
---	-------------------	-------------------

0.7%

2017 6

0.5%

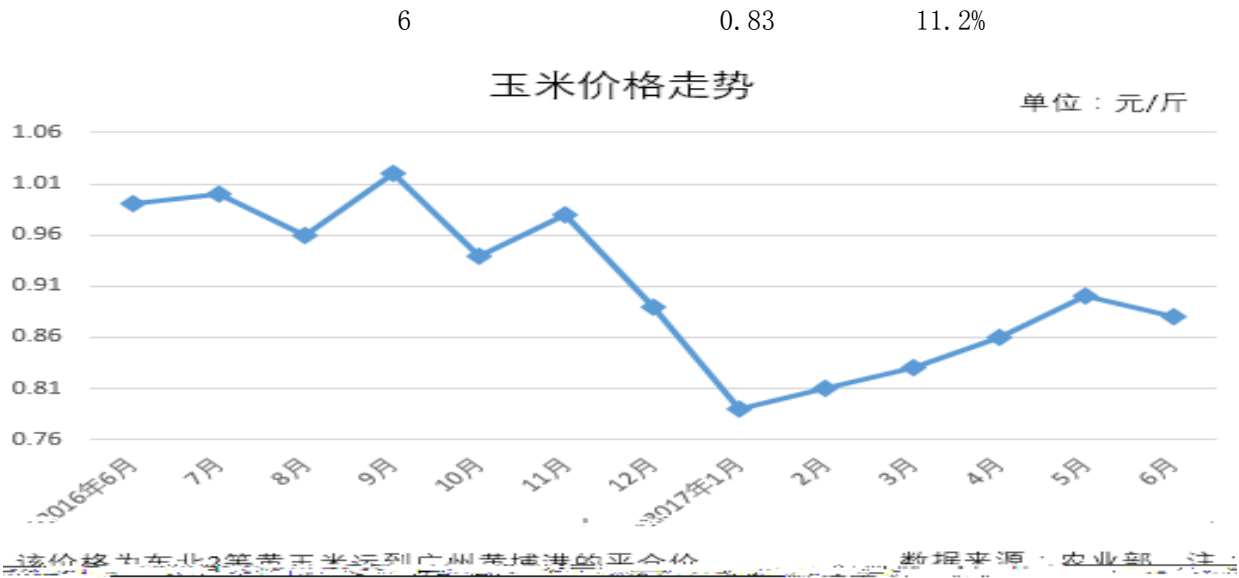
2.4%

PSY

3

1

2017 6



2


2017 6

1.18

0.6%

1.29

6.9%



3

6


4

1

1


4.2%

3.5% 3.8%



1

	11.56%
	4.74%



" + " 30

10 68 500

" " " "

" "

200

		+		2 +
4			2 2017 3 4 21	
5			1500 1 GBS	1 9000 2 3
6			S22 2315 8 100kg	GBS S21 GWAS QTL

7



--	--	--	--	--

8

		dw		
--	--	----	--	--

9

2.8

8.1

"

"

43

255

94

156

5

10

"

"

"

=

"

()

1

2016

2

"

"

ERP

IO

3

20

10

30

"

"

		2017		38.1		6.9%	
12932			7.3%		735		66.8%
				3892		1.0%	0.8
	2493		0.8%	0.6			1.4
131	0.9%	H7N9					
	"				"		
1							

2							
		897.12		11.46%	165.81		6.80%
"	"						
					8		273.8

3

3.81

4.65%

59.16

26.30%

H7N9

4

H7N9

H7N9

H7N9

8

5

1.13

316.12%

32.12%

1

"

" "

" "

"


" " " "


	25,123,515,277.80	28,359,451,832.88	-11.41%	
	21,783,903,725.47	19,414,488,568.32	12.20%	
	282,380,453.19	243,250,942.78	16.09%	
	1,272,316,354.98	1,172,369,002.53	8.53%	
	-72,296,887.76	-48,239,498.72	-49.87%	
	89,574,185.24	54,747,327.75	63.61%	
	83,090,316.20	75,198,465.68	10.49%	
	437,426,956.55	7,773,351,169.41	-94.37%	
	-20,885,679.52	-4,505,977,511.60	99.54%	
	-546,964,104.58	-3,638,371,076.67	84.97%	
	-130,021,878.37	-368,973,452.14	64.76%	

10%

	24,144,827,033.85	21,261,448,165.22	11.94%	-12.44%	11.94%	-19.18%
	17,325,931,530.97	13,055,234,979.49	24.65%	-6.23%	18.31%	-15.63%
	6,209,869,969.87	7,548,799,651.70	-21.56%	-26.40%	1.97%	-33.82%

	13,015,457,744.28	10,974,811,502.57	15.68%	-15.88%		






2

	()	(1)	(2)	(3) (2)/(1)						
		10,000	10,000	8.81	9,362.66	93.63%	2014 12 31	4,474.4	40,288.1 1	
		7,000	7,000	0	4,510.49	64.44%	2013 10 30	424.3	7,202.42	
		7,000	7,000	0	5,694.6	81.35%	2013 06 30	1,129.82	8,494.94	
8000		7,000	7,000	403.98	6,034.63	86.21%	2015 12 31	1,750.33	11,994.4 7	
		6,000	6,000	0	616.45	10.27%		0	-98.91	
		6,000	6,000	77.03	4,747.46	79.12%	2014 12 31	0	0	

02 01

60%



)	2017 04 07
)	2017 04 27
	2017 900,000.00

2

					2017 01 01	2017 06 30			765.67	0.03%	-237.31
					2017 01 01	2017 06 30			2,857.2	0.10%	-56.54
				0	--	--	0		3,622.87	0.13%	-293.85
)											
)											
	<p style="text-align: center;">1</p> <p style="text-align: right;">2</p> <p style="text-align: right;">3</p> <p style="text-align: right;">4</p> <p style="text-align: right;">5</p> <p style="text-align: center;">1</p> <p style="text-align: left;">2</p> <p style="text-align: center;">3</p> <p style="text-align: right;">4</p>										



2017 1-9

1

2

3

4

H7N9

5

2004

2009

2011

6

" + "

"

"

"

30

"

"

7

" + "

8

9

10

			2005	2016
	25,230.40	897,673.30		33,441.20
128,511.60				

1

2

3

4

1


2016		50.38%	2017 04 27	2017 04 27	2017 4 27 www.cninfo.com.cn 2016

2

			1		2015 11 02	
				2		

					2015 11 02	
			1	1 2 3 4 5	2015 11 02	

			2			
			1			
			2			
					3	
				1		
					2	
					3	
			4			
			4			
		1				
				2		
				3		
					5	
			1			
					2	
		1				
			2		2015 11	
					02	
				3		



4

			3			
				30%	2015 11 02	

1

2

			1 / / 2 3				2015 11 02
	50						
			1 2 3				2016 02 01
	49		/				2016 05 06

()


()

()

()

2016 <2016
> 2016 2 3
2016-015 2016
2016 4 14 2016
2016-044
2016 8 11
2016 8 12 2016
2016 11 10 2016
2016 11 14 2016
2016-115
2016 11 30
2016 11 30
2016-119
2016 2017
2 23 2016
(2017-007)
2017 5 26 2016 2016
2017 5 26
2016
2017-055
2017 8 4
2017 8 4
2017-73 2017

1



4

5

1

1

2

3

2

1

[Redacted]		
[Redacted]	[Redacted]	[Redacted]
[Redacted]	[Redacted]	[Redacted]

	2015 11 24	10,000	2016 06 20	0		2016.06.20- 2018.12.31		
	2015 11 24	19,000	2016 12 21	0		2016.07.28- 2017.07.27		
	2015 11 24	15,000	2017 02 13	0		2016.07.28- 2017.07.27		
54	2015 11 24	18,000	2015 11 02	12,329.4		2015.11.02-2 020.12.31		
86	2015 11 24	25,000	2017 01 01	77,680.07		2017.01.01- 2017.12.31		
86	2015 11 24	13,000	2016 02 29	18,895.85		2016.02.29- 2018.02.28		
49	2015 11 24 2016 8 26	3,800	2016 04 01	14,675.29		2016.04.01- 2017.04.01		
57	2016 3 29	5,000	2016 04 08	370.26		2016.04.08- 2020.12.31		
96	2015 11 24 2016 3 29 2016 8 26	33,310	2016 05 26	134,106.91		2016.05.26- 2018.05.25		
91	2016 8 26	3,000	2016 09 27	5,443.93				

A1+B1+C1		106,800		A2+B2+C2				331,905.9
A3+B3+C3		639,670		A4+B4+C4				25,736.96
A4+B4+C4				0.94%				
D				0				
E 70%				9,905.07				
F 50%				0				
D+E+F				9,905.07				

2

3

1

1

" + "

5.74

" "

2017

9632

1978

2795

2

		/
1.		1,118.62
2.		

					COD 28mg/L 4.01mg/L	DB44/26-2001 GB14554-93 GB12348-2008 2	47.6509	0.26 /	
		1	1	1	pH 6.18 COD 23.17 19.1 SS 107.75	GB18596-2001 GB12348-2008 2	COD:3.8 0.33 /	COD / / /	

GB14554-93

GB12348-2008 2

							729kg	/	
						GB/T18921-2002 (GB18596-2001) GB12348-2008 2			/
			1		COD		2017 COD	COD	/
					00mg/L	GB18596-2001	243kg 36kg	/	

1

1

					4.2 mg/L 1.15 mg/L 11 mg/L			0.16 t/a	
--	--	--	--	--	--	--	--	-------------	--

+ A0

- -

1

2017 4 25

2017-046

2017 6 6 2017

6 21

2017-058 2017-064

2

2016 12 31

2017 6 23

2017 1 3

2017 6 23

(2017-001 2017-65

3 2016

2017-061

2017 8 7

2017 8 8

2017-75

2016

2016

2017 5 26

5,220,356,227 2017

5 31 ,

		2017			2016		
		/	/	/	/	/	/
	4,350,296,856.00	0.4161	0.4161	6.3242	2.7101	2.7101	7.0020
	5,220,356,227.00	0.3468	0.3468	5.2702	2.2584	2.2584	5.8350

	135,448,114		27,089,623

	150,984,000 2018
	11 2

	102,819,600		20,563,920	123,383,520	123,383,520	123,383,520	2018 11 2
	96,000,000		19,200,000	115,200,000	115,200,000	115,200,000	2018 11 2
	93,204,000		19,226,610	112,430,610	111,844,800 585,810	111,844,800	2018 11 2 25%
	92,829,302		18,565,859	111,395,161	111,395,161		25%
	85,277,783		13,471,784				


		4.15%	216,716,982	36,119,497	162,537,737	54,179,245		
		2.85%	148,526,882	24,754,480	111,395,161	37,131,721		
		2.74%	142,839,961	23,806,660	138,938,131	3,901,830		
		2.68%	139,824,250	23,304,042	123,383,520	16,440,730		
		2.52%	131,666,089	21,944,348	98,749,567	32,916,522		1,851,774
		2.48%	129,239,380	21,539,897	115,200,000	14,039,380		
		2.42%	126,208,835	21,685,706	112,430,610	13,778,225		
		2.08%	108,775,999	18,129,333	81,581,999	27,194,000		
		2.03%	105,924,473	17,654,079	79,443,354	26,481,119		3,856,041
		2.02%	105,409,878	17,568,313		105,409,878		
10	3							
10								

10

10

10

10



			948,000			1,137,600			
			71,136,458			85,363,750			
			792,000			950,400			
	--	--	1,208,242,395	820,080	0	1,450,710,954	0	0	0

				2017	04	06			

2017 04 06

--	--	--	--	--	--	--	--

2017

17

01 112506

2017 03 20

2022 03 20

50,000 4.60%

	2015 11 21	31	2015 12 10
	2015		50
		[2016]596	
		50	
		5	
			0
		644459968003	

2017 5 22

2017 4 11

	141.98%	187.56%	-45.58%
	30.44%	24.27%	6.17%
	42.50%	79.22%	-36.72%

2017 4 7

2017-034

	3,004,512,098.97	6,414,092,744.69
	15,089,448,897.76	18,445,975,446.15
	4,388,452,419.11	4,303,852,185.79
	707,115,147.92	658,729,448.20
	46,269,249.54	47,599,192.32
	11,909,233,008.69	11,370,522,731.12
	3,080,711,040.48	1,945,690,518.07
	3,292,000,709.26	3,091,091,045.58
	863,918,047.60	783,765,536.61
	126,368,379.51	126,368,379.51
	559,362,871.23	466,770,415.25
	72,694,244.50	14,896,994.37
	148,961,611.85	182,889,268.54
	25,195,086,729.69	22,992,175,715.36
	40,284,535,627.45	41,438,151,161.51

	1,977,684,252.24	2,648,675,640.10
	365,282,219.47	333,592,221.04
	493,601,118.36	2,000,960,475.44
	87,540,030.64	83,285,919.66
	10,855,824.38	
	1,326,666.90	705,172.09
	4,991,130,876.87	4,767,708,768.58

	4,843,858,330.26	5,713,917,701.26
	47,903,266.25	456,611,834.46
	1,300,894,788.66	1,300,894,788.66
	16,099,085,381.98	18,639,171,724.25
	27,512,097,994.15	30,460,892,904.63
	510,593,468.41	918,478,935.41
	28,022,691,462.56	31,379,371,840.04
	40,284,535,627.45	41,438,151,161.51

	982,820,980.47	732,820,980.47
	6,673,039,508.35	6,366,504,124.40
	13,722,026.63	14,433,222.65
	384,707,500.77	390,247,332.99
	487,917,723.03	414,953,530.68
	11,994,248.79	20,030,245.47
	37,836,161.62	37,501,628.76

	6,407,483,537.84	8,679,128,692.81
	1,000,000,000.00	
	496,223,439.21	
	2,437,090.24	
	21,526,791.07	31,797,600.70

	25,123,515,277.80	28,359,451,832.88
	25,123,515,277.80	28,359,451,832.88
	23,496,926,673.23	20,839,631,622.62
	21,783,903,725.47	19,414,488,568.32

	1,794,035,106.58	7,577,607,673.13
	1,810,210,513.73	7,226,610,442.58
	-16,175,407.15	350,997,230.55
	-408,772,667.05	180,496,046.34
	-408,708,568.21	180,496,046.34

4

	621,620,833.19	711,656,735.61
	650,570,835.51	634,014,349.89
	338,266.55	55,606.67
	13,473,996.81	14,402,621.51
	137,724,294.18	124,458,577.82
	-86,009,430.32	-63,707,018.85
	9,058,847.34	1,204,825.31
	2,380.00	
	11,534,493,331.51	5,676,739,687.94
	695,715.95	921,988.79
	11,430,959,734.63	5,677,967,461.20
	12,579,486.91	13,074,876.42
	9,996.42	149,677.14
	12,258,632.62	1,505,138.31
	327,497.12	682,956.55

1.		


	8,067,011.02	7,383,174.56
	59,919,668.66	337,491,978.01
	24,482,407,336.82	28,052,266,639.60
	19,359,656,062.80	16,901,743,669.13
	3,677,951,631.10	2,590,397,621.61
	205,473,421.99	108,093,665.43

	6,105,000.00	1,500,000.00

	-295,664,351.92	-30,558,691.37
	3,467,807,321.60	4,715,779.71
	11,651,443,835.17	5,675,949,735.44
	24,211,697.39	28,629,961.87
	15,143,462,854.16	5,709,295,477.02
	110,836,475.61	88,059,561.32
	557,470,000.00	933,622,896.55
	14,174,237,262.12	1,673,663,401.87
	14,842,543,737.73	2,695,345,859.74
	300,919,116.43	3,013,949,617.28

	247,38 0.00				27,297. 12		752.89		,049.35		388,307 .00	,930.29	638,716 .65
	3,625, 247,38 0.00				6,444,4 27,297. 12		56,424, 752.89		750,571 ,049.35		11,387, 388,307 .00	765,579 ,930.29	23,029, 638,716 .65

											00	1	71
4													
	725,04				-725,04								
	9,476.				9,476.0								
	00				0								
1	725,04												
	9,476.												
	00												

4,350,29

6,856.00

|5,768,373|

|,481.85|

2											
	5,220,35 6,227.00				4,898,314 ,110.85				1,300,894 ,788.66	12,568, 298,602 .91	23,987,86 3,729.42

	3,625,24 7,380.00				6,493,422 ,957.85				750,571,0 49.35	4,522,1 73,334. 23	15,391,41 4,721.43	



39.31 95,857. 2,118.00
31

[99]

951

3

9

4

5

2017 8 14

6

252

"

1

-

"

"

15

(2014)

2

12

"

11

"

"

12

" "

16

" "

19

" "

28

"

1

2

1 1 12 31

3

12

4

5

1

" "

2

6

(1)

(2)

(1)

(2)

(1)

(2)

4

5

6

11

1

	100

14

1

2

16**1****2**

		12-20	5.00%	4.75%-7.92%
		3-5	4.00%	19.20%-32.00%
		5-10	4.00%	9.60%-19.20%
		5-10	4.00%	9.60%-19.20%

3**17**

19

1

2

3

		%	
	1-3.5	14.00-72.5	1,100 /
	4-4.5	15.19-22.84	500 / 1,000 /
	5	17.00	3,000 /
	6	16.67	-

20**21****1**

23

24

1

2

3

2

3

4

5

6

3

4

1

2

27

28

1

1

2

3

4

1

2

2

3

1

2

29

1

3

1

2

1

2

31

1

2

32

33

1

2008 11 5 34
13%

[2001]121

" [2009]9 "
6%

[2014]57 "

2014 7 1 6% 3%

17%

2

2008 1 1

2010 1 1

2010 2

" "

2008 1 1

2008 1 1

2014 10 10

" GR201444000754"

2014-2016

15%

2014 10 10

" GR201444001386"

2014-2016

15%

3

2017 7 1

13%

2017 37)
13%

11%

1

	1,894,524.07	1,979,731.26
	446,206,694.72	675,425,441.66
	213,706,812.04	114,424,736.28
	661,808,030.83	791,829,909.20
	17,557,896.49	19,386,819.60

2

	132,915,984.40	148,351,536.13
	132,913,604.40	148,351,536.13
	2,380.00	
	132,915,984.40	148,351,536.13

3

4

1

		50,000.00
		50,000.00

2
3
4
5
1

	248,831, 638.66	100.00%	15,738,4 06.83	6.32%	233,093,2 31.83	153,869 ,360.52	100.00%	10,023,24 7.35	6.51%	3.17

2

6,114,092.23

0.00

3

	398,932.75

4

		2017/6/30	(%)	
		23,752,612.50	9.55	1,187,630.63
		13,508,279.10	5.43	899,156.77
		13,397,140.50	5.38	669,857.03
		6,259,959.20	2.52	312,997.96
		4,938,340.00	1.98	246,917.00
		61,856,331.30	24.86	3,316,559.39

1

10%

5

6

6

1

1	183,070,913.93	98.95%	105,129,008.70	98.28%
1 2	1,537,244.65	0.83%	1,357,828.14	1.27%
2 3	375,480.78	0.20%	394,480.04	0.37%
3	33,846.44	0.02%	92,000.00	0.08%
	185,017,485.80	--	106,973,316.88	--

1

2

	2017/6/30		(%)
--	-----------	--	-----

19,451,649.35

(%)@P&A

	239,215,861.07	138,694,483.20
	178,816,296.00	84,411,618.33
	14,082,771.54	15,151,781.89
		363,171.75
	111,064,505.99	99,377,699.58
	543,179,434.60	337,998,754.75

5

		100,000,000.00	1	18.41%	5,000,000.00
		27,283,000.00	1-2	5.02%	2,728,300.00
		20,280,000.00	1	3.73%	1,014,000.00
		8,700,000.00	1	1.60%	435,000.00
		3,906,000.00	2-3	0.72%	1,171,800.00
	--	160,169,000.00	--	29.49%	10,349,100.00

6

7

8

10

1

4

11

12

13

	2,833,000,000.00	6,101,000,000.00
	76,508,974.10	47,639,504.93
	6,440,943.07	6,597,317.76
	1,522,181.80	
	87,040,000.00	258,855,922.00
	3,004,512,098.97	6,414,092,744.69

14

1

	4,388,452,419.		4,388,452,419.	4,303,852,185.7		4,303,852,185.79
	11		11	9		
	2,794,733,587.		2,794,733,587.	2,900,159,785.6		
	50		50	3		



	10,000,000.00			10,000,000.00					6.67%	
	47,502,021.60			47,502,021.60					0.95%	1,467,180.00
	119,000,000.00			119,000,000.00					4.41%	793,260.00
	24,779,134.67		24,779,134.67						4.71%	
	47,500,000.00			47,500,000.00					2.64%	

--	--	--	--	--	--	--	--	--	--	--	--

[Shaded Row]												

1.	73,978,136.65			73,978,136.65
2.				
1				
2 \				
\				
3				
3.				

4.

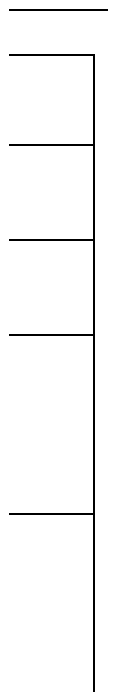
1	259,753,930.38	279,527,207.11	25,696,108.85	10,881,825.74	575,859,072.08
3.	31,007,020.81	20,480,558.07	1,056,236.45	3,107,691.58	55,651,506.91

	6,124,433,096.66	
--	------------------	--

20

1

	282,970,094.02		282,970,094.02	142,867,051.61		142,867,051.61
	7,596,061.00		7,596,061.00	2,799,676.00		2,799,676.00
	231,399,649.39		231,399,649.39	99,098,360.91		99,098,360.91



	85,814,400.00	25,235,356.03	31,726,716.41			56,962,072.44	66.38%	68.00%				
	85,480,375.58	738,640.00	2,768,780.00	2,846,680.00		660,740.00	102.75%	99.00%				
	84,030,000.00	39,601,911.21	25,228,729.16									

71,117,6	3,731,34	994,280.	4,428,94	16,280		
00.00	5.60	00	5.60	.00	280,400.00	101.14%

64,523,7	10,807,6	1,424,29	11,941,9	
00.00	93.50	9.98	93.48	290,000.00

(1)	4,681,414. 65	416,000.00	42,130,426 .55		5,280,008. 07	1,378,320. 00			53,886,169 .27
(2)	241,985,32 4.22	30,199,858 .82	1,304,697, 649.54	6,590,152, 37	78,748,954 .94				

3.					
1					
4.	949,230,223.86	65,897,416.18		15,175,389.07	1,030,303,029.11
1.	103,499,792.84	33,659,370.07		13,675,152.18	150,834,315.09
2.	12,209,896.41	3,170,500.71			

	231,725,085.59	58,838,681.23	27,618,878.04	818,041.50	262,126,847.28
	42,675,830.15	14,594,892.80	7,345,947.97	28,594.27	49,896,180.71
	138,874,437.67	34,796,388.10	8,662,479.36	1,532,504.21	163,475,842.20
	53,495,061.84	37,806,205.78	6,984,634.49	452,632.09	83,864,001.04

2

0.00

32

	117,410.00	
	117,410.00	

33

34

35

1

1	1,952,489,020.61	2,629,015,209.79
1 2	18,605,386.39	13,014,586.94
2 3	3,259,772.68	3,616,021.48
3	3,330,072.56	3,029,821.89
	1,977,684,252.24	2,648,675,640.10

2

1

	2017/6/30	2016/12/31
--	-----------	------------

1	171,565,537.97	226,338,453.39
	171,565,537.97	226,338,453.39

36**1**

--	--	--

1

357,493,695.16

1	1,997,109,817.04	1,882,849,402.82	3,390,275,872.22	489,683,347.64
2	9,772.19	83,216,560.97	83,226,333.16	
3	954,561.61	72,200,245.34	72,125,081.27	1,029,725.68
	817,734.26	59,386,913.52	59,365,506.15	839,141.63
	70,670.25	7,352,353.09	7,305,217.49	117,805.85

42

43

44

45

1

	1,000,000,000.00	
	1,000,000,000.00	

4.275%~4.75% 2~3 7
 2017 12 6 12 5%

46

1

17 01	496,223,439.21	
	496,223,439.21	

2

17 01	500,000,000.00	2017 3 30	5 3	496,000,000.00		496,000,000.00	6,491,935.49	223,439.21		496,223,439.21
	--	--	--	496,000,000.00		496,000,000.00	6,491,935.49	223,439.21		496,223,439.21

3

4

47

1

	4,550,000.00	4,550,000.00
	4,550,000.00	4,550,000.00

2014 10 31

658.20 1,113.2
 150
 305
 150

48

1

2

49

		15,437,090.24		15,437,090.24	
		15,437,090.24		15,437,090.24	--

50

51

	117,607,298.81	21,216,710.00	20,728,772.23	118,095,236.58	
	117,607,298.81	21,216,710.00	20,728,772.23	118,095,236.58	--

						/
	43,625,579.57	3,978,900.00	12,077,183.31	2,632,350.00	32,894,946.26	
	34,371,498.25	3,605,800.00	1,813,909.17		36,163,389.08	
	15,280,993.19	152,010.00	2,028,065.70		13,404,937.49	
	11,150,637.33	360,000.00	776,671.00		10,733,966.33	

54

1

2

55



58

59

	33,219,028.37	24,882,482.82
	100,860,838.17	88,007,967.45
	83,468,988.48	70,074,408.39
	6,962,849.02	5,208,927.46
	45,177,553.37	44,493,370.05

67

	-13,472,826.83	4,260,698.57
	2,380.00	
	-117,410.00	11,711,240.00
	-13,590,236.83	15,971,938.57

68

	833,110.80	27,497,865.20
	-2,007,000.00	
	1,408,859.70	289,906.46

						3,079,887.88	1,977,209.88	

2

	1,883,609,291.82
/	

3

	1,317,537.73	
	1,317,537.73	

4**5**

	19,082,390.24	14,954,863.11
	900,000.00	380,000.00
	19,982,390.24	15,334,863.11

6

		11,174,000.00
	4,250,000.00	
	4,250,000.00	11,174,000.00

75**1**

1	--	--
	1,794,035,106.58	7,577,607,673.13

	222,125,187.16	65,132,229.03
	13,590,236.83	-15,971,938.57
	-82,745,990.75	48,855,347.65

4

	661,808,030.83	791,829,909.20
	1,894,524.07	1,979,731.26
	446,206,694.72	675,425,441.66
	213,706,812.04	114,424,736.28

			29,267,050.34
	145,895.12	6.77	988,351.87
	32,582,148.67	0.87	28,278,698.47
			899,360.40
	1,036,225.00	0.87	899,360.40

2

79

80

1

1

2

3

	0.00			04 18		22.43						
--	------	--	--	-------	--	-------	--	--	--	--	--	--

5

1

1			2016 12			100.00%	
2			2016 12	100,000,000.00			95.27%

6

1

1

		61		83.32%	
	6405	233		100.00%	
		5		100.00%	
	1406	9 14		100.00%	
	4004-68	3		100.00%	

		15		100.00%		
				93.33%		
				100.00%		
				100.00%		
		1	1	2	100.00%	
				324	100.00%	

	557		100.00%		
			100.00%		
		5	100.00%		

				100.00%		
--	--	--	--	---------	--	--

6

				100.00%		
		423		100.00%		

		1008		87.50%	12.50%	
				100.00%		
				100.00%		
				100.00%		
		200		100.00%		

2017

				100.00%	

				100.00%		
				100.00%		
				100.00%		
				100.00%		

100.00%

				100.00%		
				100.00%		
				100.00%		

		10 11 12				
				100.00%		
		75		100.00%		

2017

100.00%



--	--	--	--	--	--	--	--	--	--	--	--	--	--

66,348,0 53,731,9 120,079, 109,047, 109,047, 97,066,0 54,726,6 151,792,
 21.74 30.65 952.39 354.95 354.95 13.79 05.55 6EMC.


--	--	--	--	--	--	--	--	--	--	--	--	--

	4,499,331,270.60	1,426,085,267.20	1,426,085,267.20	879,566,991.34	5,228,998,956.38	2,218,887,960.59	2,218,887,960.59	2,134,862,653.84
	225,945,441.68	-60,312,592.09	-60,312,592.09	-61,697,440.33	268,879,909.82	40,852,461.04	40,852,461.04	36,162,799.46
	278,286,670.79	12,798,998.63	12,798,998.63	17,083,232.42	330,523,693.54	97,196,524.78	97,196,524.78	99,679,464.04
	92,484,404.34	-29,966,578.51	-29,966,578.51	-24,984,344.52	173,998,985.75	13,977,672.94	13,977,672.94	16,634,247.86

279,232,479.32 -56,526,077.81 -56,526,077.81

	211,708,700.54	32,335,153.93	32,335,153.93	-46,033,283.37	282,343,654.88	77,839,340.50	77,839,340.50	36,532,645.96
--	----------------	---------------	---------------	----------------	----------------	---------------	---------------	---------------

194,719,056.95 5,658,239.89 5,658,239.89 -55,869,826.75 274,168,037.23 52,397,819.06 52,397,819.06 7,001,665.87



5

6

7

8

4

5

6

1

2

6

1

2

1

	2017/6/30	2016/12/31
2-3	1,000,000,000.00	-
3-5	496,223,439.21	-
	1,496,223,439.21	-

3

1

2

	2017/6/30	2017/6/30	2017/6/30	2017/6/30
	2,072,767.45	14,041,755.84	145,895.12	988,351.87
	44,038,493.00	38,221,888.85	33,618,373.67	29,178,058.88

0.5%

	2017/6/30	2016/12/31
--	-----------	------------

2017 6 30

2017 6 30

2017 6 30

3

2007 6 8

2007 21

4

5

6

7

8

9

1

16.76 %

2

3

328,546,649.13 1,330,000,000.00

6

1

		9,455.63	472.78		
		1,635.67	81.78	13,280.40	664.02
		1,270.43	63.52		
		41,205.18	2,060.26	103,525.00	5,176.25
		1,511.03	75.55		
		9,236.28	461.81		
		1,423.08	71.15		
		65,737.30	3,286.85		5,840.27

		171,200.00	
		407,663.00	231,758.00
		177,500.00	326,000.00
		3,095,863.93	2,326,853.41
		10,000.00	34,580.00
		9,000.00	9,000.00
		2,195,634.75	1,626,576.00
		170,454,750.00	170,454,750.00
		78,600.00	122,100.00
		176,021,348.68	174,899,859.41

2017 6 30

2006 11 9 2008 4 7 2009 1 23 2012 3 6

H5 H5N1 Re1 H5N1 Re-5
H5N1 Re-5+Re-4 H5N1Re-6+H9N2Re-2

2017 6 30

2

1

2

3

2

()

7

1 2016 2016
 29,852,620 A 38.87 /
 1,160,371,339.40
 2016 2016

2016 2017
 45,477,053 25.40 / 2017
 8 4 " [2017]749 "
 2 4 2013

2013 158
 2015 4 2017

2019 4 2016
 4 4
 2017 6 30 2017 6 30

4
 2017 6 30 9,354.03 5,160.72
 1,984.65 1,508.57 5,516.24 2017
 20,523.53 2,284.25
 (3) " "

8 10 2017 6 13

2017-061 2017 8 7 2017 8 8
 2017-75

8

" " 2016
 " " 2017 4 30
 " 2017 852 "

2017 6
20,280,000.00

1

1

	15,894.50	100.00%	794.72	5.00%	15,099.78	95,893.04	100.00%	4,794.65	5.00%	91,098.39
	15,894.50	100.00%	794.72	5.00%	15,099.78	95,893.04	100.00%	4,794.65	5.00%	91,098.39

--	--	--	--	--	--	--	--	--	--	--

2

0.00

3,999.93

	20,403,851,667.69	100.00%	4,423,459.00	0.02%	20,399,428,208.69	11,070,117,484.19	99.99%	2,801,010.80	0.03%	11,067,316,473.39
						363,171.75	0.01%			363,171.75
	20,403,851,667.69	100.00%	4,423,459.00	0.02%	20,399,428,208.69	11,070,480,655.94	100.00%	2,801,010.80	0.03%	11,067,679,645.14

1			
1	9,940,922.28	497,046.11	5.00%
1 2	29,120,187.15	2,912,018.72	10.00%
2 3	1,073,250.80	321,975.24	30.00%
3 4	761,303.36	380,651.68	50.00%
4 5	292,563.75	234,051.00	80.00%
5	77,716.25	77,716.25	100.00%
	41,265,943.59	4,423,459.00	10.72%

2

1,622,448.20

0.00

3**4**

	20,362,585,724.10	11,034,349,216.20
	548,039.50	75,953.30
	6,040,452.52	3,251,004.94
		363,171.75
	5,837,039.14	2,209,388.00
	28,840,412.43	30,231,921.75
	20,403,851,667.69	11,070,480,655.94

5



	5,000,000.00			5,000,000.00		
	10,000,000.00			10,000,000.00		
	72,000,000.00			72,000,000.00		
	21,069,620.00			21,069,620.00		
	9,000,000.00			9,000,000.00		
	10,000,000.00			10,000,000.00		
	8,000,000.00			8,000,000.00		

	10,000,000.00			10,000,000.00		
	10,000,000.00			10,000,000.00		
	5,000,000.00			5,000,000.00		
	11,000,000.00			11,000,000.00		
	10,000,000.00			10,000,000.00		
	10,000,000.00			10,000,000.00		
	10,000,000.00			10,000,000.00		
	14,135,955.00			14,135,955.00		
	10,200,000.00			10,200,000.00		
	16,050,000.00			16,050,000.00		
	12,490,000.00			12,490,000.00		
	10,480,000.00			10,480,000.00		
	9,500,000.00			9,500,000.00		
	10,000,000.00			10,000,000.00		
	10,000,000.00			10,000,000.00		
	8,420,000.00			8,420,000.00		
	34,352,000.00			34,352,000.00		
	5,000,000.00					

	10,000,000.00			10,000,000.00		
	10,000,000.00			10,000,000.00		
	10,000,000.00			10,000,000.00		
	10,000,000.00					

	35,281,600.00			35,281,600.00		
	10,000,000.00			10,000,000.00		
	10,000,000.00			10,000,000.00	-2(00)JTJ ET	EMC DC 2664 0..14 19.6

1,500,000.00



	1,500,000.00	2,500,000.00		4,000,000.00		
	4,510,000.00	3,000,000.00		7,510,000.00		
	4,000,000.00	6,000,000.00		10,000,000.00		

5,000,000.00

5

	11,495,450,998.61	5,641,802,384.94
	695,715.95	921,988.79
		1,647,690.20
	-309,370.26	888,089.51
	38,655,987.21	31,479,534.50
	11,534,493,331.51	5,676,739,687.94

6

1

	-9,720,541.56	
	44,180,850.52	
	185,092,708.39	
	-18,989,858.75	
	47,275,664.33	
	771,715.95	
	152,515,778.32	--

1

1

2

		/	/
	6.09%	0.3468	0.3468
	5.58%	0.3175	0.3175

3

1

2

3

4

